

VIOLENT INCIDENTS IN GHANA

A MEDIA MONITORING REPORT

violent incident
economic violence
open source intelligence
fosda
early warning mechanism
personal security
gun violence
media monitoring
physical violence
ghana

1st Qtr. January - March 2026

By: Foundation for Security and Development in Africa (FOSDA)



Alerts and Recommendations to Enhance Public Safety and Security

This 1st quarter incident report recorded incidents related to murders, assaults, mob justice, and ritual killings to clashes in schools and communities as occasional occurrence. The monitoring also tracked the thriving incidents of organized crime through narcotics trafficking, illegal mining, highway robberies, and firearms smuggling, often accompanied by attempts to bribe law enforcement, which are consistently rejected.

The rise of cybercrime, fraud, and human trafficking highlights the increasingly transnational and digital nature of crime, with foreign nationals frequently implicated and victims rescued from exploitation. Together, these incidents reveal a complex security environment where traditional violence, organized syndicates, and modern digital crimes converge, demanding coordinated responses across policing, community engagement, judicial reform, and international cooperation.

Against this background we make the following recommendations;

1. Expand intelligence-led policing to dismantle organized crime syndicates before they strike.
2. Strengthen joint task forces between police, immigration, military, and cyber security agencies to address cross-border and digital crimes.
3. Establish violence prevention programs in schools, focusing on conflict resolution, peer mediation, and mental health support.
4. Intensify public awareness campaigns against mob justice, ritual killings, and drug abuse.
5. Enforce stricter regulations on firearms possession and improve tracking of illegal weapons.
6. Strengthen collaboration with neighboring countries to combat cross-border trafficking and cybercrime networks.



Executive Summary

From FOSDA's 1st quarter 2026 monitoring of violent incidents in Ghana, the number of violent incidents tracked totaled Two Hundred and Two (202). This is a 19% increase compared to the 170 incidents recorded in the 4th quarter of 2025. It also represents an increase by 94 cases (87%) in comparison to the 1st qtr. of 2025.

The overall breakdown of cases monitored during the current period includes:

1. Physical Violence - 76 cases, representing 37%
2. Economic Violence - 58 cases, representing 29%
3. Gun Violence – 38 cases, representing 19%
4. Social Violence – 16 cases, representing 8%
5. Psychological Violence – 8 cases, representing 4%
6. Sexual Violence— 6 cases representing 3%
7. Political Violence – 0 case representing 0%

The Greater Accra Region leads the violent incidents count with 56 (27.7%) incidents. This is followed by Ashanti Region with 37 (18.3%). This is 19 incidents less compared to the count in Greater Accra. In third position is the Central Region with 31 (15.3%) incidents. Northern and Eastern Regions follows with 13 incidents each and contributing (6.4%) each. Volta region records 10 (5%) incidents. Eight regions recorded single digit incident ranging from 8 and 2. North East and Ahafo Regions did not record an incident during the period.

At the zonal level, the Coastal regions (Western, Central, Greater Accra and Volta) recorded the highest counts with 101 (50%). This is followed by the Middle zone (Ashanti, Eastern, Oti, Western North, Bono, Bono East and Ahafo) with 76 incidents representing 38%. The Northern regions (Upper East, Upper West, North East, Savannah and Northern) contributed 25 incidents representing 12%.

One Hundred and Eighty-six (186) injuries and Seventy (70) deaths were recorded. From the injury record, 41 men representing 22% were affected compared to 14 (8%) children and 2 women representing 1%. Unspecified category of injuries was 129 (69%). Similarly, from the deaths record, 45 men representing 64% were counted to have died. Women who were recorded to have died were 20 representing 29% and two (2) children representing 3% were recorded to have also died. Unspecified deaths amounted to 3 representing 4%. The monitoring shows that, violent incidents continue to significantly affect more men than women and children combined.

This 4th quarter monitoring of violent incidents adds to the overall, cumulative observation from the 2nd qtr 2022. Available data show that the 202 recorded in the current monitoring period is already one third of the total 655 incidents recorded for year 2025. This is the 2nd highest record for a qtr in trends overtime after the 227 recorded in the 3rd qtr of 2025. If the trends continue in this manner, the year 2026 could be one of the years with the highest count of incidents to be recorded since inception.

VIOLENT INCIDENTS IN GHANA

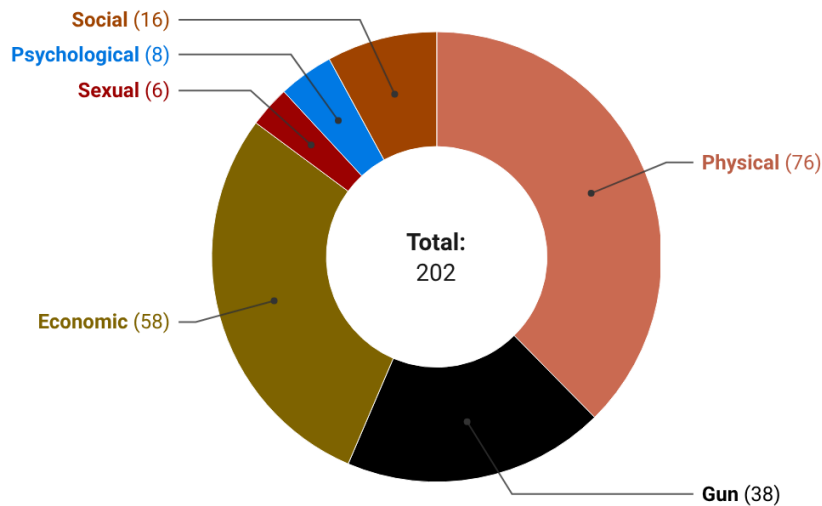
A MEDIA MONITORING REPORT

1.1 General Overview

This Media Monitoring Report covers the 1st quarter i.e., January-March 2026. A total of Two Hundred and Two (202) violent incidents were reported by ten (10) ¹media houses including online sources. The monitoring focused on seven (7) major categories of violence including Economic, Physical, Gun, Sexual, Psychological, Political, and Social violent incidents. In this specific monitoring period, six out of seven categories of violence were recorded i.e., Physical violence 76 cases representing 37%, Economic Violence 58 cases, representing 29%. This is followed by 38 cases of Gun-related violence representing 19% of the total cases. Social Violence recorded 16 incidents representing 8% whereas Psychological (8) and Sexual (6) contributed 4% and 3% respectively. There were no cases of Political Violence.

Share of Violent Incidents recorded for 1st qtr of 2026

Physical Violence leads the share of the type of violence recorded



The monitoring targeted 7 types of violence and recorded 6 categories with 202 cases excluding Political Violence

Created with Datawrapper

The monthly records show that the violent incidents increased from 63 in January to 69 in February. This increased again to 70 in March. Overall, at least 63 incidents are recorded per month in the 1st quarter of 2026 compared to 51 per month record in the 4th quarter of 2025.

¹ There were 10 main monitoring sources including 1 print media i.e., Daily Graphic

Monthly record of Violent Incidents in 1st qtr of 2026

At least 63 Incidents is recorded per month



Created with Datawrapper

1.2 Regional Distribution of Violent Incidents Monitored

The Greater Accra Region leads the violent incidents count with 56 (27.7%) incidents. This is followed by Ashanti Region with 37 (18.3%). This is 19 incidents less compared to the count in Greater Accra. In third position is the Central Region with 31 (15.3%) incidents. Northern and Eastern Regions follows with 13 incidents each and contributing (6.4%) each. Volta region records 10 (5%) incidents. Eight regions recorded single digit incident ranging from 8 and 2. North east and Ahafo Regions did not record an incident during the period.

Regional Breakdown of the total reported violent incidents in 1st qtr 2026

Greater Accra Region leads the Chart with a gap of 19 more incidents compared to Ashanti Region

Regional	Count	% Total
Greater Accra Region	56	27.7%
Ashanti Region	37	18.3%
Central Region	31	15.3%
Northern Region	13	6.4%
Eastern Region	13	6.4%
Volta Region	10	5%
Bono Region	8	4%
Oti Region	7	3.5%
Bono East Region	6	3%
Savannah Region	5	2.5%
Western North Region	5	2.5%
Upper West Region	5	2.5%
Western Region	4	2%
Upper East Region	2	1%
North East Region	0	0%
Ahafo Region	0	0%

Created with Datawrapper

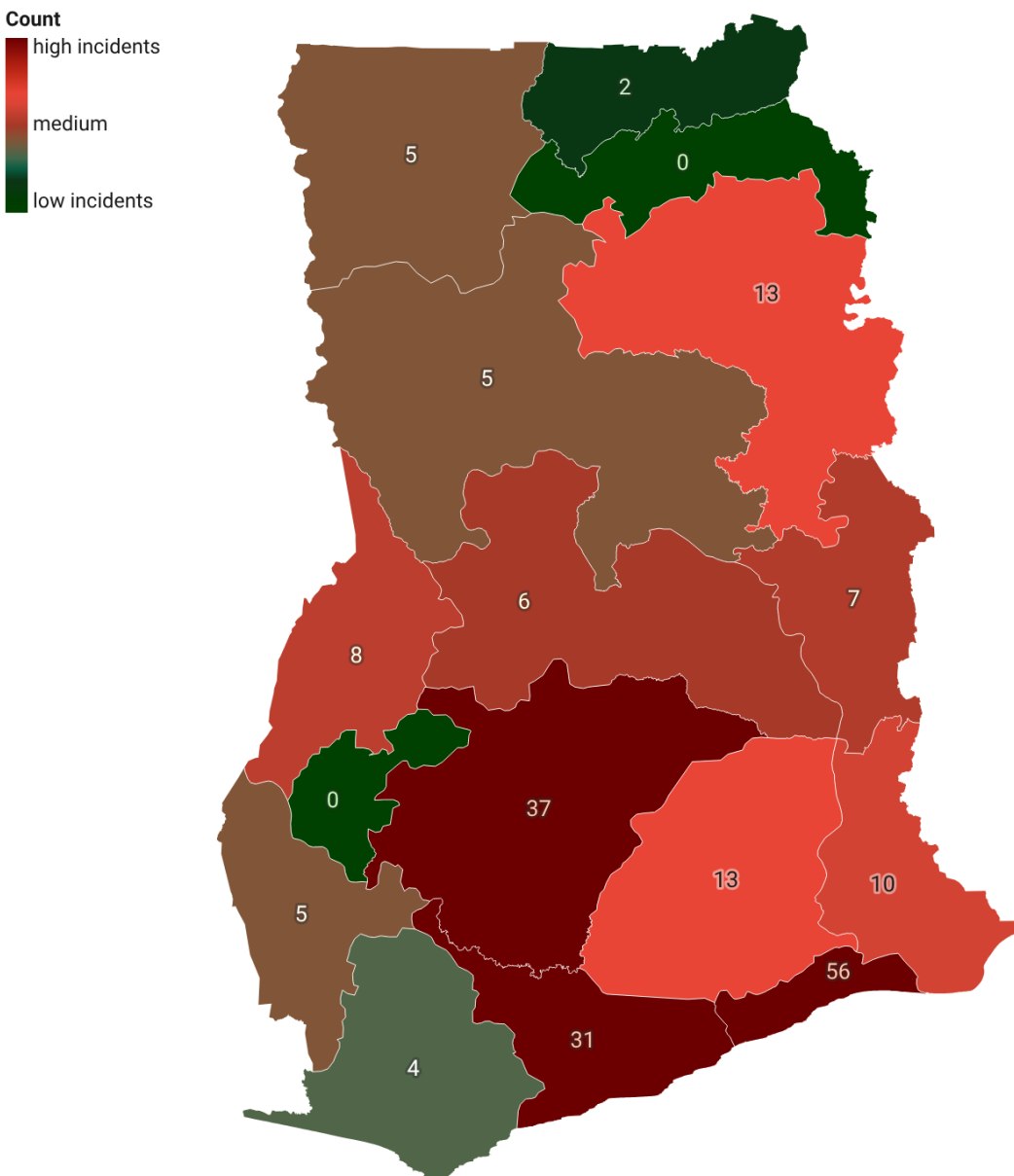
The table also show that 5 regions i.e. Greater Accra, Ashanti, Central, Northern, Eastern and Volta Regions recorded double digit incidents. Together they account for 150 incidents and contribute 79% of the total

cases reported. The count in Greater Accra Region (56) alone is more than all the regions that recorded single digit incidents plus the Volta combined i.e (52).

At the zonal level, the Coastal regions (Western, Central, Greater Accra and Volta) recorded the highest counts with 101 (50%). This is followed by the Middle zone (Ashanti, Eastern, Oti, Western North, Bono, Bono East and Ahafo) with 76 incidents representing 76%. The Northern regions (Upper East, Upper West, North East, Savannah and Northern) contributed 25 incidents representing 12%.

The chart below shows the regional distribution of the incidents recorded.

Regional Distribution of Violent Incidents in 1st qtr, 2026

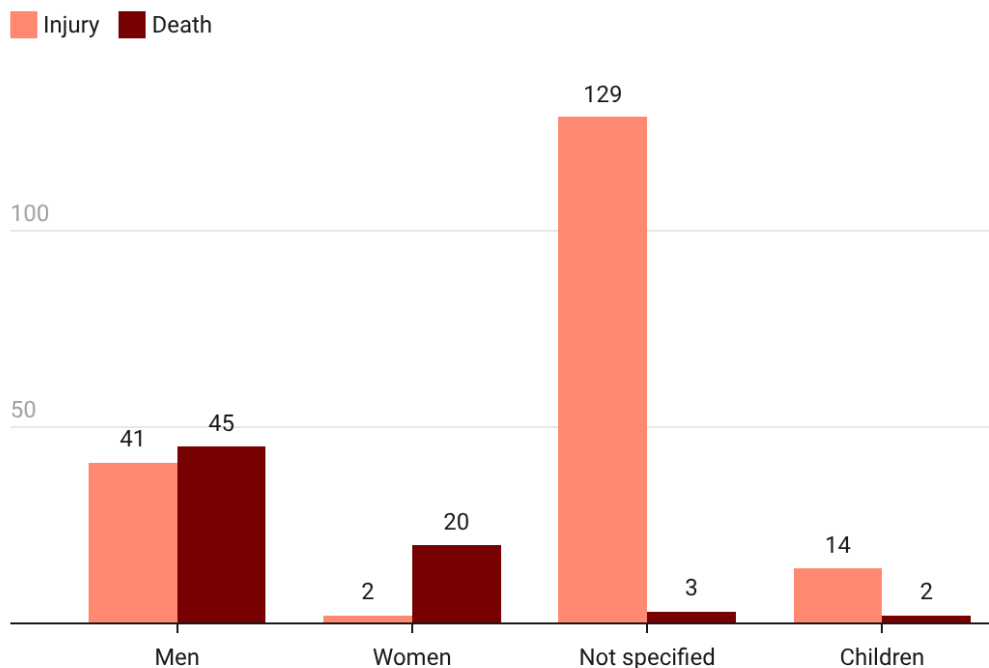


1.3.1 CASUALTIES RECORDED

During this monitoring period, One Hundred and Eighty-six (186) injuries and Seventy (70) deaths were recorded. From the injury record, 41 men representing 22% were affected compared to 14 (8%) children and 2 women representing 1%. Unspecified category of injuries was 129 (69%). Similarly, from the deaths record, 45 men representing 64% were counted to have died. Women who were recorded to have died were 20 representing 29% and two (2) children representing 3% were recorded to have also died. Unspecified deaths amounted to 3 representing 4%. The monitoring shows that, violent incidents continue to significantly affect more men than women and children combined.

It is also important to highlight that Gun and Physical violence contributed to 9% and 62% of injuries respectively. Economic violence surprisingly contributed 26% of injuries. Sexual violence contributed only 2%. On the death count, Gun violence contributed 25 deaths representing 38% of all deaths reported compared to physical violence which contributed 40 (61%) of deaths.

Casualties recorded as a result of Violent Incidents in 1st qtr, 2026



1.3.2 ZONAL CASUALTIES OF VIOLENCE

The table below shows a summary of the zonal casualties of the incident count. It shows that the Coastal zone contributed 66% of the total casualties compared to the 29% and 5% in the Middle and Northern zones respectively. In the Coastal and Middle zones, at least 1 person was reported to have been injured or died in each violent case.

Zonal casualties of Violent Incidents for 1st qtr 2026

Zone	Violence	%of Total Violence	Injuries	Deaths	Total Casualties	%share of casualties	Ratio of Casualty/Violent Incident
Coastal	101	50%	151	18	169	66%	1.7
Middle	76	38%	27	47	74	29%	1
Northern	25	12%	8	5	13	5%	0.5

Note: Operational definition of casualty is death or injury

1.4 Distribution of top 4 Violent Incidents

Physical Violence: There were 76 cases of physical violence recorded across 11 regions. The Greater Accra Region account for 20 cases followed by Central Region with 19 cases.

Economic Violence: This contributed 58 incidents representing 28.7% of the entire cases during the period. Greater Accra Region recorded the highest share with 21 cases followed by Volta and Ashanti Regions with 8 cases each. Central region recorded 5 cases. Five (5) regions including Bono, Upper East, Western North, Ahafo and North East did not record an Economic Incident.

Gun Violence: This contributed 38 incidents representing 18.8% of the entire cases during the period. Ashanti Region recorded the highest share with 10 cases followed by Greater Accra Region with 7 and then Bono East with 4 cases. Four regions including Central, Bono, Oti and Upper West Regions recorded 3 cases each while Savannah and Northern recorded 2 cases each. Upper East recorded 1 case.

Social Violence: A total of 16 (8%) of the incidents were reported across 7 regions including Greater Accra (6), Ashanti (2), Central (2), Eastern (2), Northern (2), Oti (1) and Upper East (1) regions.

The 4th quarter incidents record shows a return to Physical as the main dominant incident for the period. Economic violence also shows strong signs of geographical spread with prevalence in 11 regions same as the physical while Gun Violence followed with spread in 10 regions.

Distribution of top 4 Violent Incidents by Regions - 1st qtr 2026

■ Gun ■ Physical ■ Economic ■ Social

	Gun	Physical	Economic	Social
Greater Accra Region	7	20	21	6
Central Region	3	19	5	2
Ashanti Region	10	14	8	2
Western North Region	0	5	0	0
Eastern Region	0	4	4	2
Bono Region	3	4	0	0
Northern Region	2	3	3	2
Volta Region	0	2	8	0
Savannah Region	2	2	1	0
Oti Region	3	2	1	1
Western Region	0	1	3	0
Bono East Region	4	0	2	0
Upper West Region	3	0	2	0
Upper East Region	1	0	0	1
North East Region	0	0	0	0
Ahafo Region	0	0	0	0

2.0 Conclusions

Violent incidents have increased significantly from the 1st quarter perspectives overtime. In 2023 there were 82 cases, this decreased to 67 in 2024 followed by an increase 108 in 2025 and now a huge increase to 202 in 2026. This is 87% increment compared to the 1st qtr in 2025. There were no incidents reported in North East and Ahafo Regions. In terms of casualties at the zonal level there has been a shift from the Northern Zone to the Coastal zone considering the ratio of approximately 2 casualties per incident. The most affected group in terms of injuries and deaths continue to be men based on available media data with the unspecified category, recording a significant number of injury record (69%) of 186 injuries. Gun violence was observed to have occurred in all 10 regions in the country.

This 4th quarter monitoring of violent incidents adds to the overall, cumulative observation from the 2nd qtr 2022. Available date show that the 202 recorded in the current monitoring period is a third of the total 655 incidents recorded for year 2025. This is the 2nd highest record for a qtr in trends overtime after the 227

recorded in the 3rd qtr of 2025. If the trends continue the year 2026 could be one of the years with the highest count of incidents to be recorded since inception.

APPENDIX

Table 1: Gun related violence tracked during 1st qtr. 2026 monitoring period

Month of Incident	Region of Incident	Description of Incident
January	Upper West Region	17-Armed Burkinabè soldiers arrested near Wuru
January	Greater Accra Region	Police dismantle deadly highway robbery syndicate linked to multiple gun attacks
January	Greater Accra Region	Six suspected land guards arrested and firearms recovered
January	Greater Accra Region	Police investigate fatal shooting involving female officer at Tetegu
January	Ashanti Region	Police allegedly gun down illegal miner in possession of arms
January	Bono East Region	Police gun down notorious highway robber during shoot out
January	Bono East Region	Suspected armed robber shot by police in gun battle
February	Central Region	Armed robbers intercept, rob multiple buses on Kumasi-Takoradi Highway
February	Upper West Region	Three arrested in Wa West for illegal firearms possession
February	Greater Accra Region	53-year-old threaten to kill police officer with a gun
February	Northern Region	Oti Police intercept illegal firearms, ammunition bound for Kpandai
February	Ashanti Region	Armed robbery suspect killed as police recover stolen vehicle
February	Greater Accra Region	Police gun down suspect in Labone robbery
February	Upper West Region	Police arrest three for the alleged possession of firearm without license
February	Bono Region	Police foil highway robbery plot in Bono region; one shot dead
February	Ashanti Region	Gold CEO father-in-law allegedly shot and killed by armed robbers
February	Ashanti Region	Police retrieve Pump action and 9mm pistol from robbery gang in Ashanti Region; three suspects arrested
February	Ashanti Region	Police arrest four suspects over Ohwim Tigo Junction robbery and Shooting incident

February	Greater Accra Region	Police arrest three over illegal firearms, alleged robbery plot
February	Oti Region	Two shot and killed in renewed Nkwanta tribal clash
February	Bono East Region	Queen mother of Abamba shot dead
February	Upper East Region	Mobile Money operator shot dead at his residence
March	Ashanti Region	2 robbers arrested for attempting to disarm a police officer
March	Northern Region	National Ambulance crew escapes gun attack on Yendi road
March	Central Region	Assemblyman shot in Agona Asafo robbery spree
March	Greater Accra Region	Police arrest suspected land guard, seize guns and ammunition at Abokobi
March	Ashanti Region	Ghana Police engage in shoot out with Armed robbers
March	Ashanti Region	Police kill two suspected robbers in shootout
March	Ashanti Region	Police retrieve weapons Ak47, G3 rifle and Pistol from armed robbers
March	Central Region	Police officer sustains gunshot wound while pursuing robbery syndicate
March	Savannah Region	Police arrest three over shooting and murder at Gbinyiri
March	Savannah Region	Two more suspects arrested in Fufulso Junction robbery, gun shots were fired
March	Bono Region	Police Arrest 24 in Sampa in Joint Security Operation as weapons are retrieved
March	Bono Region	Police Recover Weapons in Joint Security Operation
March	Ashanti Region	Police Anti-Robbery Operation Leaves One Suspect shot Dead
March	Oti Region	Nkwanta Violence: IGP deploys armoured vehicles as five confirmed shot dead
March	Oti Region	Police arrest three after shooting incident in Keri
March	Bono East Region	Notorious armed robber gunned down in Atebubu

Media Portals where Monitoring was Conducted

#	Nature	Source
1	Online	www.adomonline.com
2	Online	www.citinewsroom.com
3	Online	www.peacefmonline
4	Online	www.myjoyonline.com
5	Online	www.3news.com
6	Print & online	www.graphic.com.gh Daily Graphic
7	Online	www.starrfm.com

8	Online	www.dailyguidenetwork.com
9	Online	www.theGhanareport.com
10	Online	www.ghanaweb.com

About the FOSDA Violent Incidents Monitoring

The FOSDA Violent Incidents Monitoring is a media-based monitoring that focuses on 7 types of broad-based violence i.e., Physical (including gun violence), Political Violence, Social Violence, Economic Violence, Sexual Violence and Psychological Violence and places where they occur. The target sources of monitoring are mainly the most sought-after online media news outlets. This is completed by reportage in the print media. The monitoring offers an opportunity for analysis, mapping and policy options on these incidents as they impact human security. A call on key stakeholders to act is the ultimate intent.

Operational Definition of Violent Incident types

1. Physical Violence – slapping, pushing, shoving, hitting, kicking, dragging or throwing objects at someone; choking, strangling or burning someone; using a weapon (not necessarily a Gun), hazardous chemicals or substances against someone; or kicking or pulling someone’s external genitalia (for male respondents only);
2. Gun Violence is a priority to FOSDA: Gun-related violence is violence committed with the use of a firearm. Possession of any kind of weapon is considered a violent act.
3. Political violence is violence which is perpetrated in order to achieve political goals. It can include violence which is used by a state against civilians and non-state actors, and violence which is used by violent non-state actors against states and civilians.
4. Social Violence – acts of controlling behaviour, such as preventing someone from seeing friends or family of birth; stopping someone from leaving the house; requiring to know where someone is at all times; stalking; spreading false information, videos or photos without permission; or forcing women and girls to have an abortion;
5. Sexual Violence – acts of unwanted sexual comments or physical contact; sexual relationship with a minor even if they consent; rape by physical force, or otherwise forced sex (for instance, by blackmail or threats); denial of using protection during sex; a sexual partner hiding their HIV status; sexual acts or intercourse that were performed on the basis of feeling there was no option; or penetration with an object against someone’s will; sharing someone’s images with
6. Psychological Violence – insults, belittling or humiliation in private or in front of others; threats of abandonment; being ignored or treated indifferently; intimidations and acts aimed at scaring someone; threats of using weapons against someone; or threats of hurting someone or someone one cares about;
7. Economic Violence – Any act or behaviour which causes economic harm to an individual. Economic violence can take the form of property damage, restricting access to financial resources, education or the labour market, or not complying with economic responsibilities, such as alimony. Unsolicited taking of money;