



VIOLENT INCIDENTS IN GHANA

A MEDIA MONITORING REPORT

violent incident
economic violence
open source intelligence
fosda
early warning mechanism
personal security
gun violence
media monitoring
physical violence
ghana

4th Qtr. October-December 2023

By: Foundation for Security and Development in Africa (FOSDA)





Executive Summary

From FOSDA's 4th quarter 2023 monitoring of violent incidents in Ghana, the number of violent incidents tracked amounted to One Hundred and Six (106). This is a decrease by 13% compared to the 122 incidents recorded in the 3rd quarter.

The overall breakdown of cases monitored during the period includes:

- 1. Physical Violence - 58 cases, representing 54.7%**
- 2. Gun Violence - 40 cases, representing 37.7%**
- 3. Social Violence – 6 cases representing 5.7%**
- 4. Sexual Violence - 2 cases, representing 1.9%**

There were no cases recorded for three (3) types of violence monitored including Psychological, Economic and Political violent incidents.

The Central Region leads the violent incidents count after recording 19 incidents which contributed 17.9% of total incidents. This implies that Central region has led the quarterly chart for the 3rd time in 2023 since it led the regional count in the 1st and 2nd quarter of 2023. Ashanti Region follows closely with 18 incidents representing 17%, and followed by Greater Accra Region with 17 incidents accounting for 16%. Eastern Region follows with 13 incidents representing 12.3%. The Oti Region recorded 8 incidents representing 7.5% while the Upper East Region followed with 7 incidents representing 6.6%. North East recorded 5 incidents accounting for 4.7%. Three regions including Western, Bono and Upper West Regions recorded 4 incidents each representing 3.8% for each. Savannah recorded 2 representing 1.9%. Five regions including Northern, Western North, Volta, Bono East and Ahafo also recorded 1 incident each representing 0.9% for each. In this monitoring all the 16 regions recorded a violent incident.

One-Hundred and six (106) injuries and 69 deaths were recorded with the Northern Zone emerging as the most lethal region of the 3 zones in Ghana. It recorded 4 casualties for each incident compared to 2 casualties for each incident in the Middle and Coastal zones.

Physical violence (58 out of 106 regions) and gun related violence (40 out of 106 regions) continue to dominate the violent incidents. Together they contribute 98 (73.6%) of the violence for the quarter.

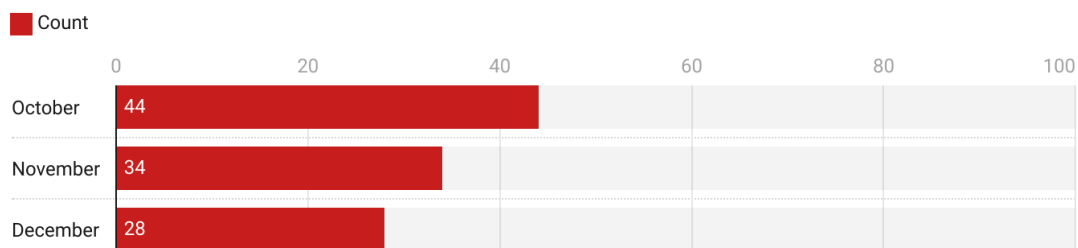
VIOLENT INCIDENTS IN GHANA

A MEDIA MONITORING REPORT

1.1 General Overview

This Media Monitoring Report covers a period of 3 months i.e., October to December 2023. A total of One-hundred and Six (106) violent incidents were reported by ten (10)¹ media houses including online. In this monitoring, only the online sources recorded the incidents even though print media was also monitored. The monitoring focused on seven (7) major categories of violence; Economic, Physical, Gun, Sexual and Psychological, Political and Social violence. Four (4) categories of these violence were actually recorded in this specific monitoring period, i.e., Physical Violence with 58 cases, representing 54.7%. This is followed by Forty (40) cases of Gun related violence representing 37.7% of the total cases. Sexual Violence recorded 2 incidents representing 1.9%. There were six (6) cases of social violence. The remaining three (3) categories did not record any incident. Additionally, there were 34 various manifestations of the violence recorded. The top 3 are robbery 31.1% followed by assault 27.4% and murder 19.8%. Several other manifestations contributed to the count.

Number of Violent Incidents recorded from October-December, 2023



Created with Datawrapper

From October to December 2023, reports of violent incidents by the selected media have declined significantly. The total counts of incidents recorded in October amounted to 44 representing 41.5% of share for the quarter. In the following month of November, it declined by 10 incidents thus recording 34 incidents. The count of incidents declined again by 6 incidents in December recording only 28 counts. The percentage decrease in the counts recorded from October to November is 22.7% while that of November to December is 17.6%.

Table 1: Record of Violent Incidents from October-December 2023

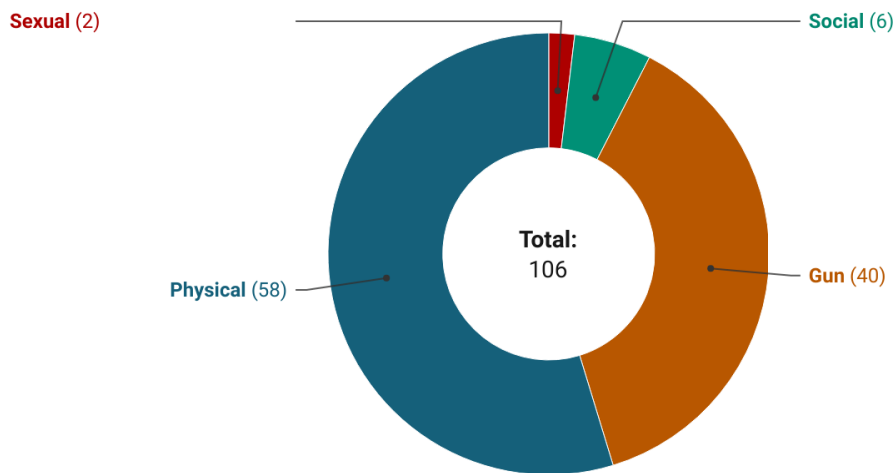
Category of violence	Count of reported incidents	%
----------------------	-----------------------------	---

¹ There were 10 main monitoring sources including 1 print media i.e., Daily Graphic

Physical Violence	58	54.7%
Gun Violence	40	37.7%
Social Violence	6	5.7%
Sexual Violence	2	1.9%
-Psychological Violence	0	0%
Economic Violence	0	0%
Political Violence	0	0%
Total	106	100%

Share of Violent Incidents recorded from October-December, 2023

Physical, Gun and Social and Sexual violence were recorded in the period



The monitoring targeted 7 types of violence but only 4 were recorded
Created with Datawrapper

1.2 Regional Distribution of Violent Incidents Monitored

The Central Region leads the violent incidents count after recording 19 incidents which contributed 17.9% of total incidents. This implies that Central region has led the quarterly chart for the 3rd time in 2023 since it led the regional count in the 1st and 2nd quarter of 2023. Ashanti Region follows closely with 18 incidents representing 17%, and followed by Greater Accra Region with 17 incidents

accounting for 16%. Eastern Region follows with 13 incidents representing 12.3%. The Oti Region recorded 8 incidents representing 7.5% while the Upper East Region followed with 7 incidents representing 6.6%. North East recorded 5 incidents accounting for 4.7%. Three regions including Western, Bono and Upper West Regions recorded 4 incidents each representing 3.8% for each. Savannah recorded 2 representing 1.9%. Five regions including Northern, Western North, Volta, Bono East and Ahafo also recorded 1 incident each representing 0.9% for each. In this monitoring all the 16 regions recorded a violent incident. Regional Breakdown of the total reported violent incidents are as represented in the **table 2** below.

Table 2: Regional Breakdown of the total reported violent incidents

Region of Violence	Count of reported incidents	% of Total
Central Region	19	17.9%
Ashanti Region	18	17%
Greater Accra Region	17	16%
Eastern Region	13	12.3%
Oti Region	8	7.5%
Upper East Region	7	6.6%
North East Region	5	4.7%
Western Region	4	3.8%
Bono Region	4	3.8%
Upper West Region	4	3.8%
Savannah Region	2	1.9%
Northern Region	1	0.9%
Western North Region	1	0.9%
Volta Region	1	0.9%
Bono East Region	1	0.9%
Ahafo Region	1	0.9%
Total	106	100%

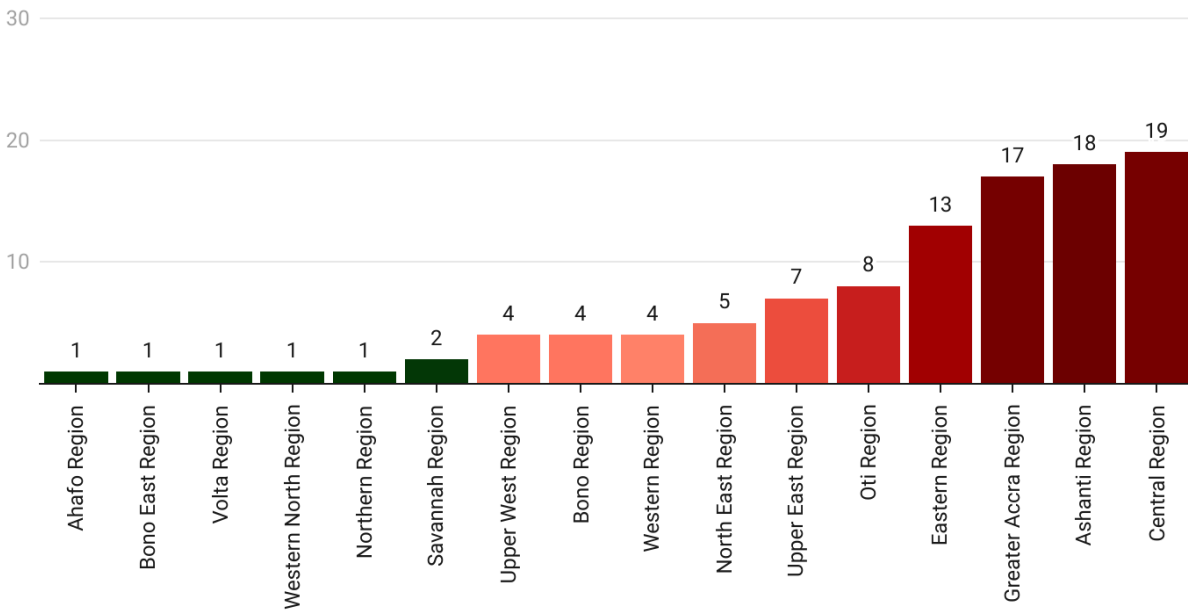
Note: Percentage share of violent incidents are maintained at 1 decimal places

In this monitoring period, all the 16 regions recorded a violent incident. Four (4) regions including Central, Ashanti, Greater Accra and Eastern Regions recorded double digit violent incidents. Together they account for 67 incidents and contribute a share of 63.2% of the total cases.

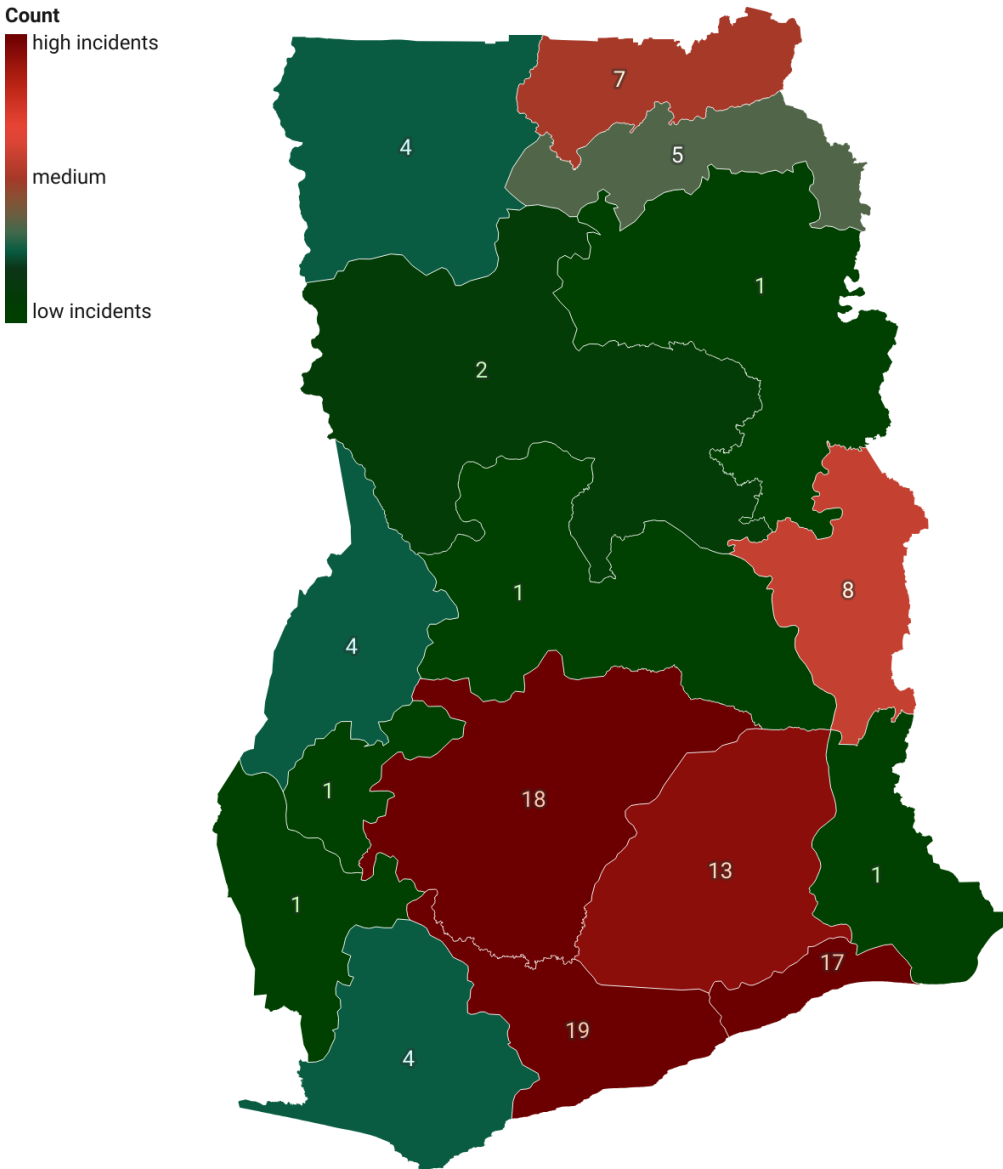
The gap in terms of actual count between the top 3 leading regions i.e Central Region, Ashanti and Greater Accra regions is just 1 violent incident.

At the zonal level, the Middle zone regions (Ashanti, Eastern, Oti, Western North, Bono and Ahafo) recorded the highest counts with 46 incidents representing 43.4%. The coastal regions (Greater Accra, Central, Western and Volta) followed with 41 incidents representing 38.7%. The Northern regions (Upper East, Upper West, North East, Savannah and Northern) contributed only 19 incidents representing 17.9%. The **chart** below shows the regional distribution of the incidents recorded.

Regional Chart of Violent Incidents from October-December 2023



Regional Distribution of Violent Incidents from October-December, 2023



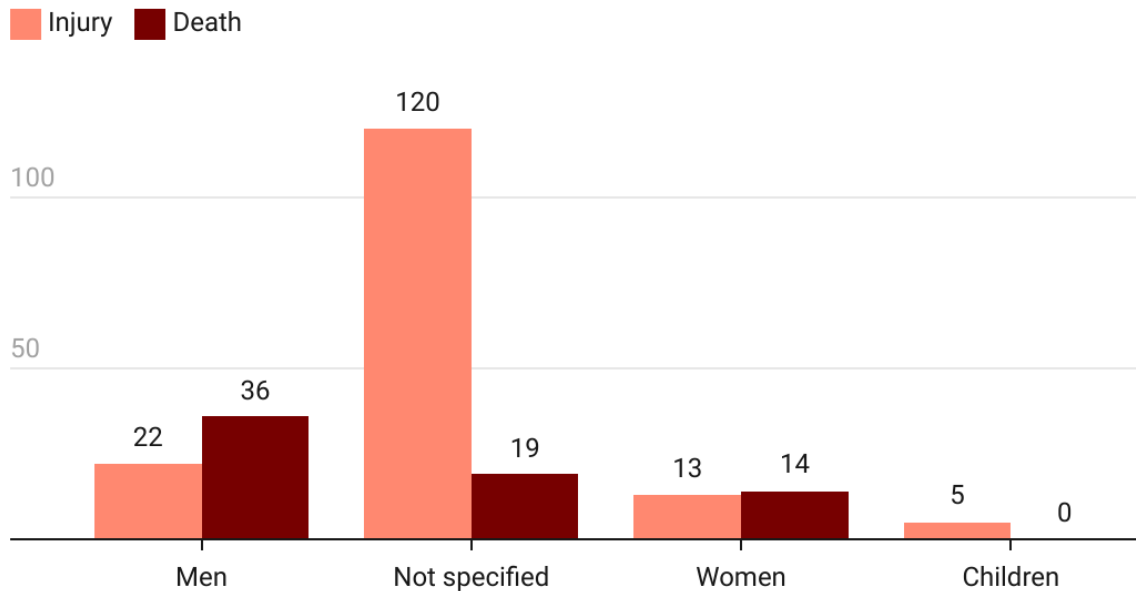
Map data: © OSM · Created with Datawrapper

1.3.1 CASUALTIES RECORDED

During this monitoring period, a total of One-Hundred and six (106) injuries and 69 deaths were recorded. From the injury record, 22 men representing 13.8% were affected compared to 5 children and 13 women representing 3.1% and 8.1% respectively. Unspecified category of injuries were 120 (75%). Similarly, 36 men representing 52.2% died from the death count, women who were recorded to have died were 14 representing 20.3%. There were no explicit record of child death from the

casualties. Unspecified deaths accounted to 19 representing 27.5%. The monitoring shows that, the direct impact of violent incidents on men continue to remain high compared to women and children.

Casualties recorded as a result of violent incidents from October-December 2023



Created with Datawrapper

1.3.2 LETHALITY OF VIOLENCE

The table below shows a summary of the zonal lethality of the incident count. It shows that the Northern zone even with 19 incidents (which is not up to half of the counts in the middle and coastal zones) resulted in 84 casualties. This is for 4 more casualties than what is recorded in the middle zone. This means that for every one violent incident in the Northern zone 4 persons are impacted. In the Middle and Coastal zones 1 incidents impacts 2 people. This makes the Northern zone the most lethal zone for the period.

Zonal Lethality of Violent Incidents

Zone	Violence	%of Total Violence	Injuries	Deaths	Total Casualties	%share of casualties	Ratio of Casualty/Violent Incident
Coastal	41	39	50	15	65	28	2
Middle	46	43	39	41	80	35	2
Northern	19	18	71	13	84	37	4

Created with Datawrapper

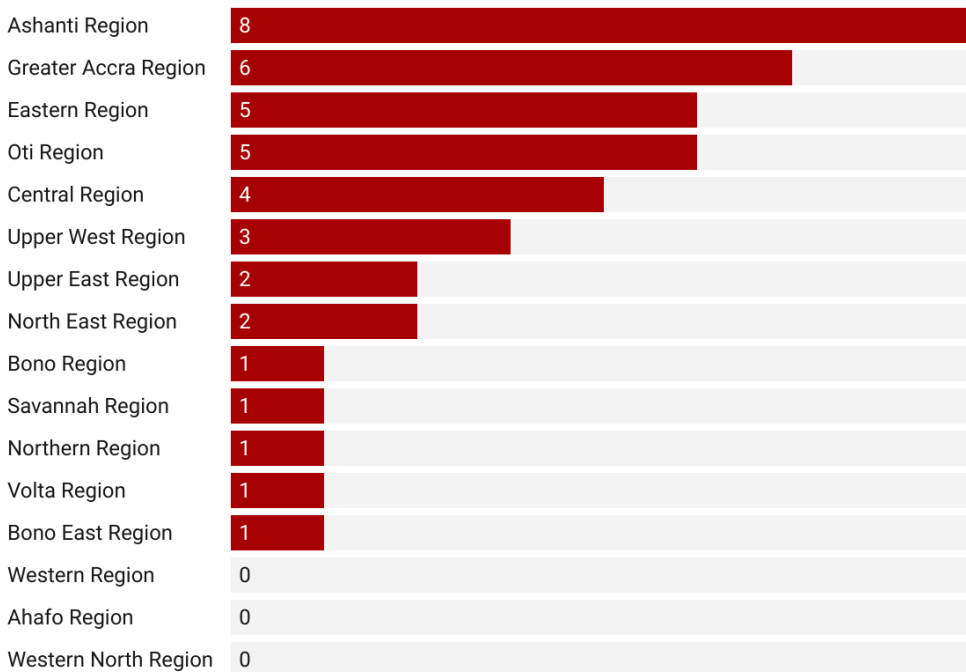
1.4 Gun Violence

There was a total of 40-gun related violence during the monitoring period. Thirteen (13) of the gun incidents occurred in the month of October, and another 13 in November. In December it increased to 14 incidents.

Three regions including (Western North, Ahafo and Western Regions) did not record any gun incident. The affected regions are Ashanti (8), Greater Accra (6), Eastern and Oti (5 each), Central (4), Upper West (3), Upper East and North East (2 each) Finally, 1 incident each was recorded in Bono, Savannah, Northern, Volta and Bono East Regions

Regional count of Gun Violent Incidents

Ashanti region leads the gun violence chart



Created with Datawrapper

1.5 Physical Violence

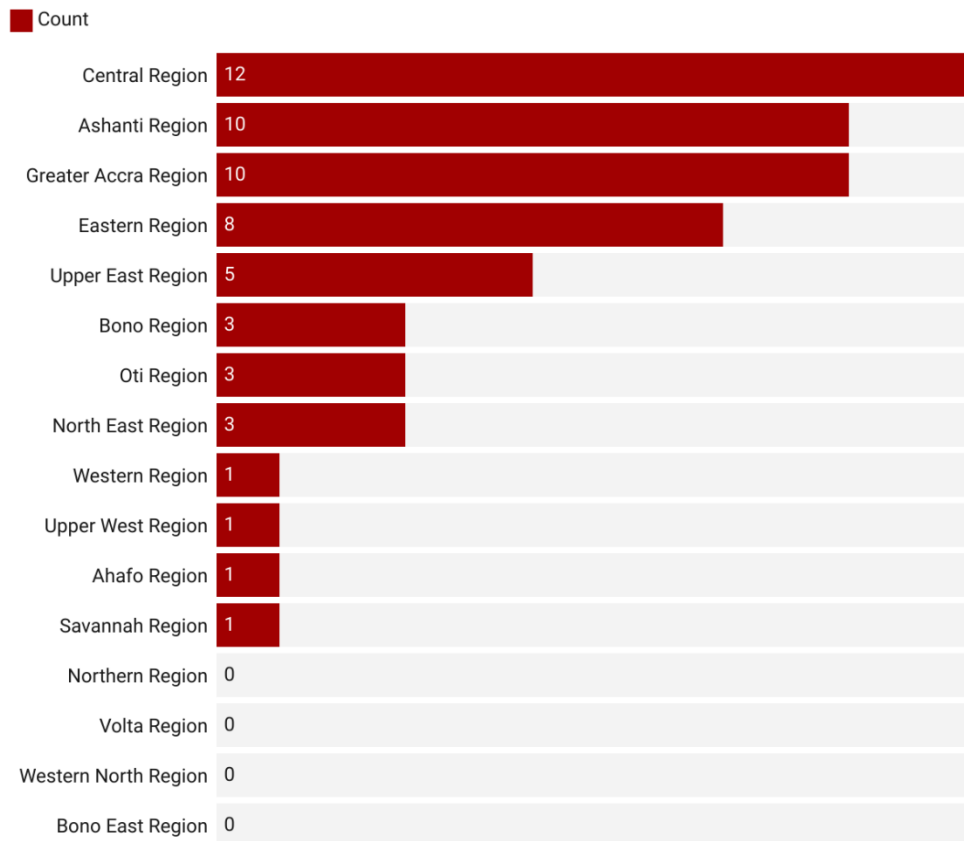
Out of the 106 violent cases recorded 58 representing 54.7% were physical violent cases. The physical violent incidents occurred in 12 out of 16 regions. Central Region leads with 12 cases representing 20.7%, followed by Ashanti and Greater Accra regions with 10 cases each representing (17.2%) for each, Eastern Region recorded 8 cases representing 13.8%. Upper East contributed 5 representing

8.6%. Bono, Oti and North East regions recorded 3 cases each representing 5.2% for each. Similarly, Western, Upper West, Ahafo and Savannah recorded 1 case each representing 1.7% for each. There were no physical cases in Northern, Volta, Western North and Bono East Regions.

The *figure below* shows the count and share of physical violence from a regional point of view.

Regional count of physical violent incidents

Central Region leads physical violence chart



Created with Datawrapper

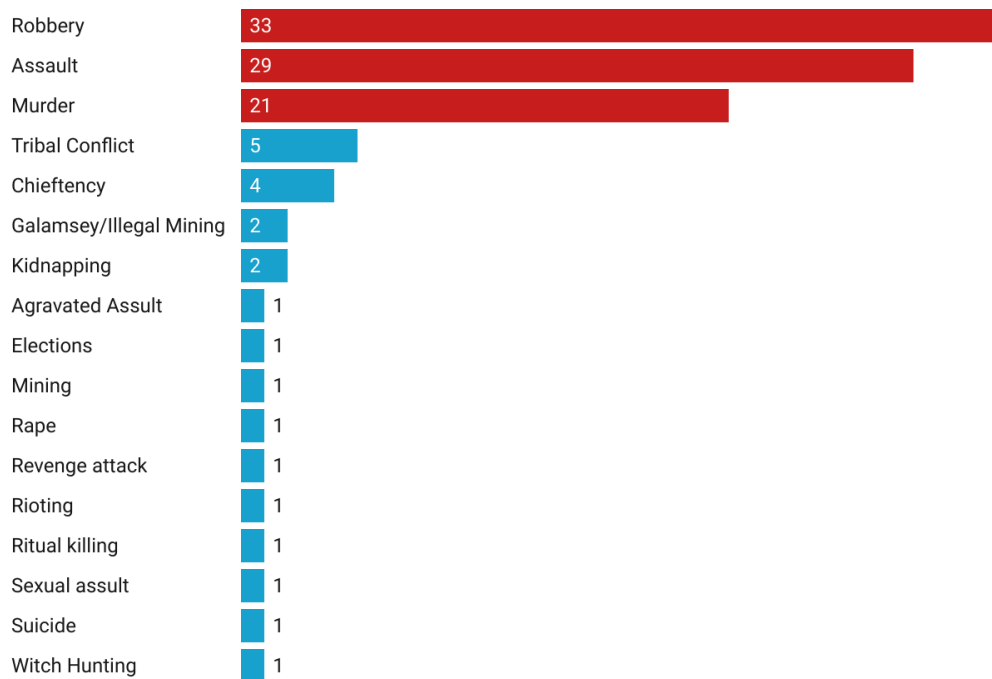
1.6. Social and Sexual Violence

In this monitoring report, 6 cases of social violence were recorded by 3 regions. Two (2) of the cases were in the Central region, 1 was in the Greater Accra region and 3 in the Western Region. For Sexual Violence there were 2 cases each in the Western North and Central Regions.

1.7 Violent Manifestations

During the monitoring period, there were a total of 34 variations in the manifestations of the violence recorded. The top 3 are robbery 31.1% followed by assault 27.4% and murder 19.8%. Several other manifestations contributed to the count.

Violent Manifest-October-December 2023



Created with Datawrapper

2.0 Conclusions

Physical violence (58 out of 106 regions) and gun related violence (40 out of 106 regions) continue to dominate the media monitoring of violent incidents. Together they contribute 98 (73.6%) of the violence for the quarter. Central region returned to lead the violent incidents regional chart making it the only region to lead the chart 3 times in 2023.

It is important to remember that, the count of incidents has no relationship to the casualties recorded. This was demonstrated in the count of incidents for the Northern zone and related casualties. It appears the northern zone is more lethal than any other zone in Ghana. This monitoring period also shows the variations in the manifestation of violence with robbery emerging as a top incident to watch and monitor by the security sector.

APPENDIX

Table 1: Gun related violence tracked during October-December 2023 monitoring period

Month of Incident	Region of Incident	Description of Incident
October	Greater Accra Region	CEO of popular restaurant and bar shot dead by unknown assailants
October	Ashanti Region	Notorious thief shot dead by irate mob for stealing fowl
October	Ashanti Region	Two armed robbers shoot man for attempting to stop a robbery
October	Upper West Region	Armed robbers shoot pregnant wife and husband during robbery attack
October	Ashanti Region	Policeman killed; others injured in gun battle with robbers
October	Eastern Region	Armed illegal miners shot anti-galamsey taskforce commander
October	Central Region	Armed security man shoots a policeman who was on manhunt for robbers
October	Eastern Region	Armed men shoot and injure three persons in fuel station robbery
October	Oti Region	Several people have sustained gunshot wounds due to clash between ethnic groups
October	Upper East Region	Heavily armed Kusasi militants shoot at Police on special operation
October	Eastern Region	Armed men shoot One shot dead and injure eight others in chieftaincy feud
October	North East Region	Suspected armed robbers have shot dead a young man travelling from Wungu to Tinguri
October	Eastern Region	Security guard shot and killed and one other injured in fuel station robbery
November	Ashanti Region	Armed robbers attack and shoot at legon cities football club bus
November	Greater Accra Region	One shot dead and several injured in renewed feud between Electrochem Ghana and Sege residents
November	Greater Accra Region	Armed robbers shot Chinese man during robbery attack

November	Ashanti Region	35 year old man has shot himself to death following the death of his mother
November	Eastern Region	Armed robbers shot and injure a bystander during fuel station robbery
November	Ashanti Region	Two shot dead, others injured in clash between Forestry officers and Miners
November	Savannah Region	60-year-old armed farmer allegedly shoots Fulani boy dead after burning home
November	Oti Region	Eight persons confirmed dead and several injured after armed assailant opened gunfire in central market
November	Upper West Region	Six masked armed men open gunfire in market and steal valuables in robbery attack
November	Oti Region	Unknown armed men have shot dead two more persons in the ongoing conflict in Nkwanta
December	Upper West Region	Armed robbers shoot two and assault several passengers in robbery attack
November	Bono Region	One person shot dead and others injured during a Paramount Chief installation
November	Bono East Region	A man is severely injured after armed robbers shot at him
December	Greater Accra Region	AK47 Armed man flees after attempting to rob forex bureau
December	Upper East Region	Two shot dead, several injured as armed bandit attack bus travelling from Bawku to Kumasi
December	Central Region	One person reportedly shot dead and others injured in a scuffle
December	Central Region	Notorious thief shot dead while stealing cocoa beans
December	Ashanti Region	Man allegedly shot dead by unknown gunman at galamsey site
December	Northern Region	Driver shot dead and others injured as armed robbers attack passenger car on Tamale-Yendi road
December	Volta Region	40-year-old farmer shot dead by armed men
November	Greater Accra Region	Armed robbers attack and rob policeman at gunpoint

December	Central Region	Driver shot after armed robbers attacked and stole from commuters
December	Greater Accra Region	Man shoots ex-wife to death at Amasaman, turns gun on himself
December	Oti Region	One shot dead and four others injured in shooting incident by unknown gunmen
December	Ashanti Region	Woman shot dead while returning from watch night service
December	North East Region	Police fire at residents in a clash over alleged motorbike thief
December	Oti Region	National Service person shot dead by unknown assailants

Media Portals where Monitoring was Conducted

#	Nature	Source
1	Online	www.adomonline.com
2	Online	www.citinewsroom.com
3	Online	www.peacefmonline
4	Online	www.myjoyonline.com
5	Online	www.3news.com
6	Print & online	www.graphic.com.gh Daily Graphic
7	Online	www.starrfm.com
8	Online	www.dailyguidenetwork.com
9	Online	www.gna.com/
10	Online	www.ghanaweb.com

About the FOSDA Violent Incidents Monitoring

The FOSDA Violent Incidents Monitoring is a media-based monitoring that focuses on 7 types of broad-based violence i.e., Physical (including gun violence), Political Violence, Social Violence, Economic Violence, Sexual Violence and Psychological Violence and places where they occur. The target sources of monitoring are mainly the most sought-after online media news outlets. This is completed by reportage in the print media. The monitoring offers an opportunity for analysis, mapping and policy options on these incidents as they impact human security. A call on key stakeholders to act is the ultimate intent.